

382-387RH SUMMIT® 1.28



Elongated Front, Vitreous China, Two-Piece Toilet

FEATURES

- High performance MagnaFlush™ flushing technology
- SmartFasten™ 3-bolt tank-to-bowl connection
- 1.28 gpf / 4.8 lpf high efficiency water consumption
- Elongated front bowl
- PuraClean® easy-to-clean glaze
- Fluidmaster® pilot operated anti-siphon fill valve
- 3" Rigid Flapper flush valve – requires less force to flush, is more consistent and uses a simple universal repair part/seal
- Model 57RH chrome-plated, metal trip lever
- 12" rough-in
- 2" glazed trapway
- The Mansfield® limited lifetime warranty on china; Five-year limited warranty on tank trim
- Available in White






MODEL 382-387RH

Toilet seat not included



ELONGATED

COMPONENTS

MODEL #	DESCRIPTION	CODES/STANDARDS
382-387RH	Elongated front, two-piece toilet. Less toilet seat and supply.	  
382	Elongated front toilet bowl only. Less toilet seat and supply. Specify color.	
387RH	Tank and cover only, with right hand, front-mount, chrome-plated, metal trip lever. Less supply.	
TANK TRIM & REPLACEMENT PARTS		
57RH	Trip lever - chrome-plated, metal trip lever, right hand	
2036-1212	Summit® 1.28 rigid flapper flush valve	
400A	Fluidmaster® anti-siphon pilot fill valve	
2206	Anti-siphon pilot fill valve (compatible replacement)	
630-0030	Replacement flush valve seal	
386-LID	Tank lid	






382-387RH SUMMIT® 1.28



Elongated Front, Vitreous China, Two-Piece Toilet

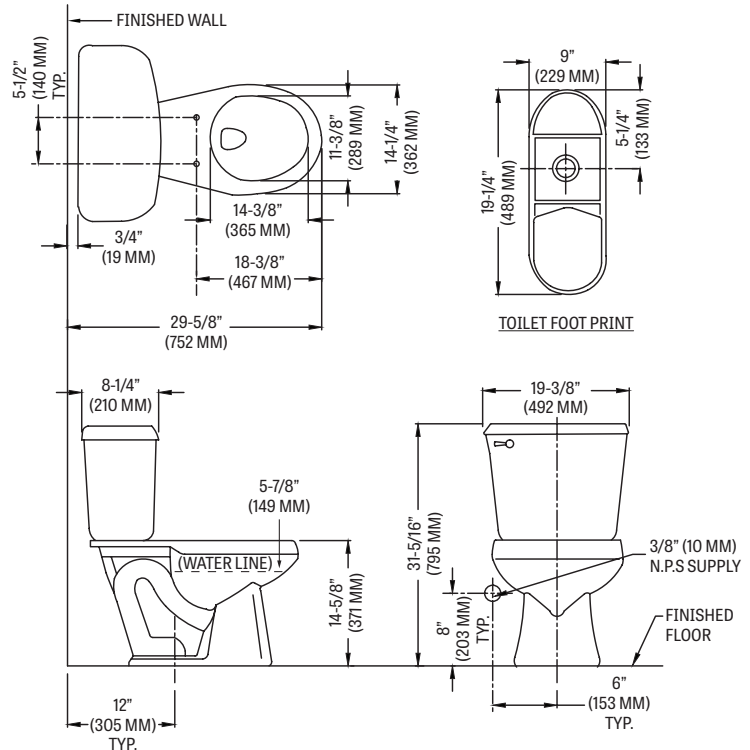
SPECIFICATIONS

MODEL #	DESCRIPTION	CODES/STANDARDS
382-387RH	Elongated front, (1.28 gpf/4.8 lpf) two-piece toilet	  

MATERIAL	Vitreous China
WATER PRESSURE RANGE	20 to 80 PSI
FLUSH SYSTEM	MagnaFlush™ flushing technology
WATER USAGE	1.28 gpf / 4.8 lpf
WATER SURFACE AREA	9' X 10'
ROUGH-IN	12'
MAP RATING	1,000 grams

TRAP DIAMETER	2'
TRAP SEAL	2-1/4'
SHIPPING WEIGHT	Model 382 - 50 lbs. (22.6 kg) Model 387RH - 36 lbs. (16.3 kg)
WARRANTY	Vitreous China - Limited Lifetime Tank Trim - Limited Five Year

TANK OPTIONS	TECHNICAL INFORMATION				
<table border="1"> <tbody> <tr> <td>387</td> <td>Variation of model 387RH, with left hand trip lever.</td> </tr> <tr> <td>387LT</td> <td>Variation of model 387, with tank liner.</td> </tr> </tbody> </table>	387	Variation of model 387RH, with left hand trip lever.	387LT	Variation of model 387, with tank liner.	<p>Note: these dimensions are nominal and subject to change without notice.</p>
387	Variation of model 387RH, with left hand trip lever.				
387LT	Variation of model 387, with tank liner.				



Fixture performance and specifications meet or exceed ASME A112.19.2/CSA B45.1 standards, and other state and local codes.

